
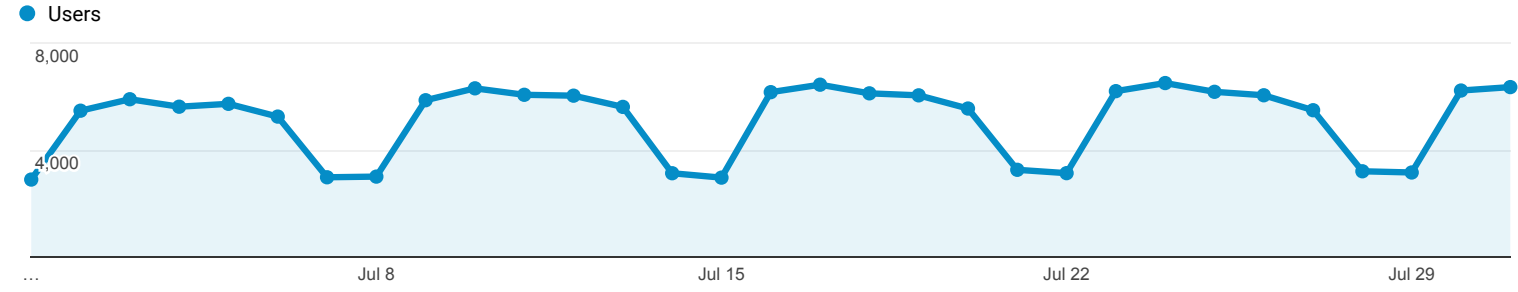


Audience Overview

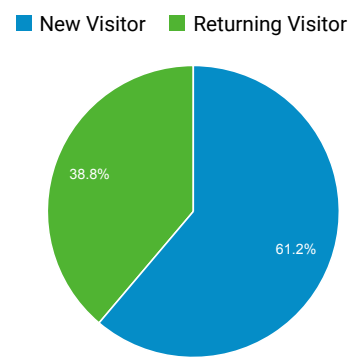
 All Users
100.00% Users

Jul 1, 2018 - Jul 31, 2018

Overview



<p>Users</p> <p>90,778</p>	<p>New Users</p> <p>69,323</p>	<p>Sessions</p> <p>202,939</p>
<p>Number of Sessions per User</p> <p>2.24</p>	<p>Pageviews</p> <p>303,459</p>	<p>Pages / Session</p> <p>1.50</p>
<p>Avg. Session Duration</p> <p>00:01:51</p>	<p>Bounce Rate</p> <p>79.51%</p>	



Language	Users	% Users
1. en-us	53,658	58.60%
2. en-gb	10,225	11.17%
3. es-es	2,632	2.87%
4. pt-br	2,583	2.82%
5. ru-ru	2,109	2.30%
6. zh-cn	1,672	1.83%
7. fr-fr	1,532	1.67%
8. ko-kr	1,363	1.49%
9. en	1,223	1.34%
10. es-419	989	1.08%



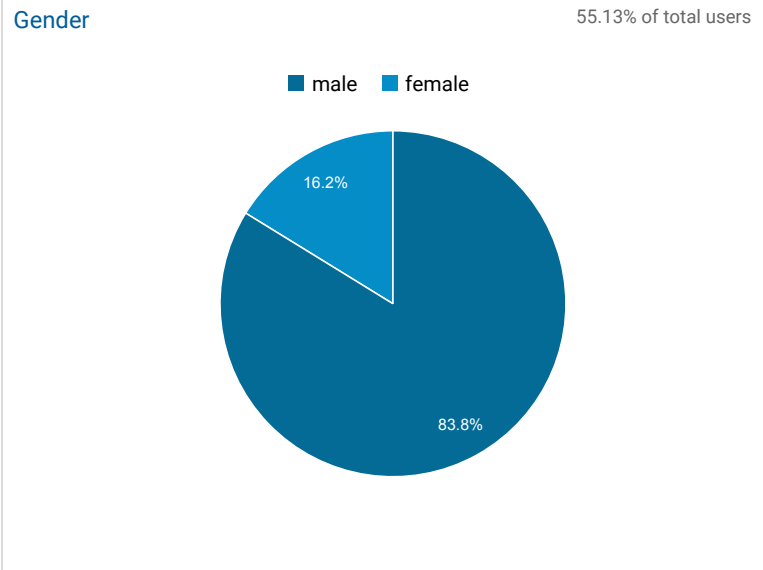
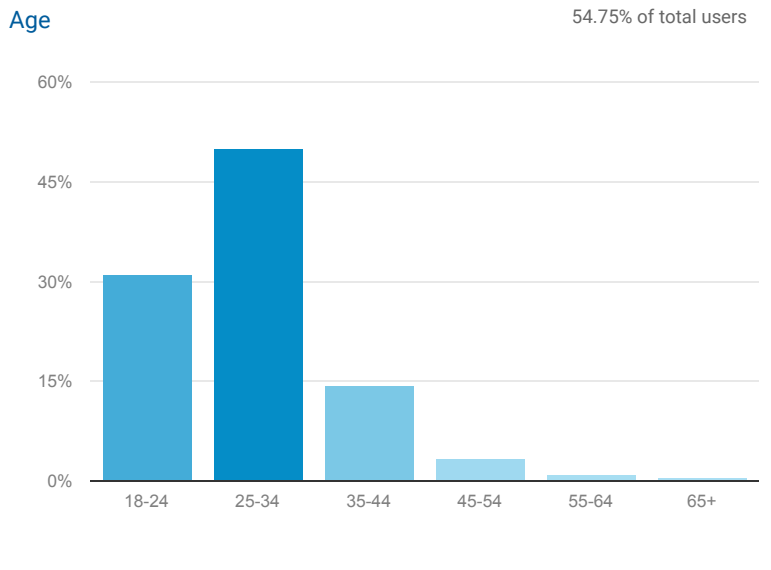
Demographics: Overview



All Users
100.00% Users


Jul 1, 2018 - Jul 31, 2018

Key Metric:





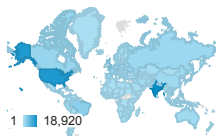
Location











 All Users
100.00% Users

Jul 1, 2018 - Jul 31, 2018

Map Overlay

Summary



	Country	Users	Users
		90,778 % of Total: 100.00% (90,778)	90,778 % of Total: 100.00% (90,778)
1.	India	18,920	 20.38%
2.	United States	15,973	 17.21%
3.	Brazil	3,543	 3.82%
4.	United Kingdom	3,252	 3.50%
5.	Germany	2,351	 2.53%
6.	France	2,149	 2.32%
7.	Canada	2,130	 2.29%
8.	Ukraine	1,839	 1.98%
9.	Poland	1,795	 1.93%
10.	South Korea	1,676	 1.81%

Rows 1 - 10 of 199